


## (I)(a) Statement showing Shareholding Pattern


Name of the Company	: Paushak Limited
Scrip Code, Name of the Scrip, Class of security	: 532742 (Equity)
Quarter Ended	: 30th September, 2014

Partly paid-up shares:-	No. of Partly paid-up shares	As a % of total no. of partly paid-up shares	As a % of total no. of Shares of the Company
Held by promoter/Promoter group	Nil	Nil	Nil
Held by Public	Nil	Nil	Nil
<b>Total</b>	<b>Nil</b>	<b>Nil</b>	<b>Nil</b>
<b>Outstanding convertible securities:-</b>	<b>No. of Outstanding securities</b>	<b>As a % of total no. of outstanding securities</b>	<b>As a % of total no. of shares of the Company, assuming full conversion of the convertible securities</b>
Held by promoter/Promoter group	Nil	Nil	Nil
Held by Public	Nil	Nil	Nil
<b>Total</b>	<b>Nil</b>	<b>Nil</b>	<b>Nil</b>
<b>Warrants:-</b>	<b>No. of warrants</b>	<b>As a % of total no. of warrants</b>	<b>As a % of total no. of shares of the Company, assuming full conversion of the warrants</b>
Held by promoter/Promoter group	Nil	Nil	Nil
Held by Public	Nil	Nil	Nil
<b>Total</b>	<b>Nil</b>	<b>Nil</b>	<b>Nil</b>
<b>Total paid-up capital of the Company assuming full conversion of warrants and convertible securities</b>	<b>Rs. 3,20,71,140/- consisting of 32,07,114 equity shares of Rs. 10/- each fully paid up.</b>		




Cont .... (I)(a) Statement showing Shareholding Pattern

Category	Category of Shareholder	Number of Shareholders	Total Number of Shares	Number of Shares held in dematerialised form	Total Shareholding as a percentage of total number of shares		Shares pledged or otherwise encumbered	
					As a percentage of (A+B)	As a percentage of (A+B+C)	No. of shares	As a %
(I)	(II)	(III)	(IV)	(V)	(VI)	(VII)	(VIII)	(IX)=(VIII) / (IV)*100
(A)	Shareholding of Promoter and Promoter Group							
(1)	Indian							
(a)	Individuals / Hindu Undivided Family	14	220769	220769	6.88	6.88	0	0.00
(b)	Central Government / State Government	0	0	0	0.00	0.00	0	0.00
(c)	Bodies Corporate	9	1921529	1921529	59.91	59.91	0	0.00
(d)	Financial Institutions / Banks	0	0	0	0.00	0.00	0	0.00
(e)	Any other (specify)	0	0	0	0.00	0.00	0	0.00
	Sub-Total (A)(1)	23	2142298	2142298	66.80	66.80	0	0.00
(2)	Foreign							
(a)	Individuals (Non-Resident Individuals / Foreign Individuals)	0	0	0	0.00	0.00	0	0.00
(b)	Bodies Corporate	0	0	0	0.00	0.00	0	0.00
(c)	Institutions	0	0	0	0.00	0.00	0	0.00
(d)	Any other (specify)	0	0	0	0.00	0.00	0	0.00
	Sub-Total (A)(2)	0	0	0	0.00	0.00	0	0.00
	Total Shareholding of Promoter and Promoter Group (A) = (A)(1)+(A)(2)	23	2142298	2142298	66.80	66.80	0.00	0.00
(B)	Public Shareholding							
(1)	Institutions							
(a)	Mutual Funds / UTI	0	0	0	0.00	0.00	0	0.00
(b)	Financial Institutions/Banks	1	83	0	0.00	0.00	0	0.00
(c)	Central Government/State Government(s)	0	0	0	0.00	0.00	0	0.00
(d)	Venture Capital Funds	0	0	0	0.00	0.00	0	0.00
(e)	Insurance Companies	0	0	0	0.00	0.00	0	0.00
(f)	Foreign Institutional Investors	1	17067	17067	0.53	0.53	0	0.00
(g)	Foreign Venture Capital Investors	0	0	0	0.00	0.00	0	0.00
(h)	Any other (specify)	0	0	0	0.00	0.00	0	0.00
	Sub-Total (B)(1)	2	17150	17067	0.53	0.53	0	0.00



Category	Category of Shareholder	Number of Shareholders	Total Number of Shares	Number of Shares held in dematerialised form	Total Shareholding as a percentage of total number of shares		Shares pledged or otherwise encumbered	
					As a percentage of (A+B)	As a percentage of (A+B+C)	No. of shares	As a %
(I)	(II)	(III)	(IV)	(V)	(VI)	(VII)	(VIII)	(IX)=(VIII)/(IV)*100
(2)	Non-Institutions							
(a)	Bodies Corporate	86	50691	49036	1.58	1.58	0	0.00
(b)	Individuals							
I	Individual shareholders holding nominal share capital up to Rs. 1 lakhs	11141	940487	481734	29.33	29.33	0	0.00
II	Individual shareholders holding nominal share capital in excess of Rs. 1 lakhs	2	40270	40270	1.26	1.26	0	0.00
(c)	Any other (specify)							
(c-i)	Clearing Member	27	9124	9124	0.28	0.28	0	0.00
(c-ii)	Non-Resident Indians (NRI) - Repat.	19	4938	4893	0.15	0.15	0	0.00
(c-iii)	Non-Resident Indians (NRI) Non-Repat.	14	2156	2156	0.07	0.07	0	0.00
(c-iv)	Trust	0	0	0	0.00	0.00	0	0.00
	Sub-Total (B)(2)	11289	1047666	587213	32.67	32.67	0	0.00
	Total Public Shareholding (B) = (B)(1)+(B)(2)	11291	1064816	604280	33.20	33.20	0	0.00
	TOTAL (A) + (B)	11314	3207114	2746578	100.00	100.00	0	0.00
(C)	Shareholding held by Custodians and against which Depository Receipts have been issued							
	Promoter and Promoter	0	0	0	0.00	0.00	0	0.00
	Public	0	0	0	0.00	0.00	0	0.00
	GRAND TOTAL (A) + (B) + (C)	11314	3207114	2746578	100.00	100.00	0	0.00



(f) (b) Statement showing holding of Securities (including shares, warrants, convertible securities) of persons belonging to the category "Promoter and Promoter Group"

Sr. No.	Name of the Shareholder	Total shares held		Encumbered shares		Details of Warrants		Details of Convertible Securities		Total shares (including underlying shares assuming full conversion of warrants & convertible securities) as a % of diluted share capital
		Number of Shares	As a % of Grand Total (A+B+C)	Number	As a % of Grand Total (A+B+C) of sub-clause (f)(a)	Numbers of Warrant Held	As a % total number of warrants of the same class	Numbers of Convertible Securities held	As a % total number of convertible securities of the same class	
(I)	(II)	(III)	(IV)	(V)	(VII)	(VIII)	(IX)	(X)	(XI)	(XII)
1	Whitefield Chemtech Pvt. Ltd.	77700	2.42	0.00	0	0	0	0	0	0
2	Ninochaka A. Kothari	278	0.01	0.00	0	0	0	0	0	0
3	Jyoti Suresh Patel	100	0.00	0.00	0	0	0	0	0	0
4	Jyoti Suresh Patel	100	0.00	0.00	0	0	0	0	0	0
5	Jyoti Suresh Patel	100	0.00	0.00	0	0	0	0	0	0
6	Nirayu Private Limited	171535	5.35	0.00	0	0	0	0	0	0
7	Shreya Rupendra Mukharji	186	0.01	0.00	0	0	0	0	0	0
8	Yera Ramanbhai Amin	3455	0.11	0.00	0	0	0	0	0	0
9	Vidyanidhi Trust	123	0.00	0.00	0	0	0	0	0	0
10	Arogyavardhini Society	3365	0.10	0.00	0	0	0	0	0	0
11	Ujjwal Vidyalaya	5447	0.17	0.00	0	0	0	0	0	0
12	Alembic Limited	610615	19.04	0.00	0	0	0	0	0	0
13	Sierra Investments Limited	248759	7.76	0.00	0	0	0	0	0	0
14	Udit Chirayu Amin	26997	0.84	0.00	0	0	0	0	0	0
15	Shaunak Chirayu Amin	26533	0.83	0.00	0	0	0	0	0	0
16	Shaunak Chirayu Amin	466	0.01	0.00	0	0	0	0	0	0
17	Pranav Chirayu Amin	29599	0.92	0.00	0	0	0	0	0	0
18	Malika Chirayu Amin	38000	1.18	0.00	0	0	0	0	0	0
19	Chirayu Ramanbhai Amin	77259	2.41	0.00	0	0	0	0	0	0
20	Malika Chirayu Amin	1273	0.04	0.00	0	0	0	0	0	0
21	Chirayu Ramanbhai Amin	16423	0.51	0.00	0	0	0	0	0	0
22	Shreno Ltd	237369	7.40	0.00	0	0	0	0	0	0
23	Sierra Investments Limited	566616	17.67	0.00	0	0	0	0	0	0
	<b>TOTAL</b>	<b>2142298</b>	<b>66.80</b>	<b>0.00</b>	<b>0</b>	<b>0</b>	<b>0</b>	<b>0</b>	<b>0</b>	<b>0</b>

Note: Name of some shareholders are repeated as they are holding shares in different folios/ demat accounts due to their different joint holdings.



(I) (c) (i) Statement showing holding of securities (including shares, warrants, convertible securities) of persons belonging to the category "Public" and holding more than 1% of the total number of shares

Sr. No.	Name of the Shareholder	Number of Shares	Shares as a percentage of total number of shares [i.e., Grand Total (A)+(B)+(C) indicated in Statement at para (I)(a) above]	Details of Warrants		Details of Convertible Securities		Total shares (including underlying shares assuming full conversion of warrants & convertible securities) as a % of diluted share capital
				Numbers of Warrant Held	As a % total number of warrants of the same class	Numbers of Convertible Securities held	As a % total number of convertible securities of the same class	
	Nil	Nil	Nil	Nil	Nil	Nil	Nil	Nil
	TOTAL							

(I) (c) (ii) Statement showing holding of securities (including shares, warrants, convertible securities) of persons (together with PAC) belonging to the category "Public" and holding more than 5% of the total number of shares of the company

Sr. No.	Name(s) of the shareholder(s) and the Person Acting in Concert (PAC) with them	Number of Shares	Shares as a percentage of total number of shares [i.e., Grand Total (A)+(B)+(C) indicated in Statement at para (I)(a) above]	Details of Warrants		Details of Convertible Securities		Total shares (including underlying shares assuming full conversion of warrants & convertible securities) as a % of diluted share capital
				Numbers of Warrant Held	As a % total number of warrants of the same class	Numbers of Convertible Securities held	As a % total number of convertible securities of the same class	
	Nil	Nil	Nil	Nil	Nil	Nil	Nil	Nil
	TOTAL							



(I) (d) Statement showing details of locked-in-shares

Sr. No.	Name of the Shareholder	Number of locked-in shares	Locked-in Shares as a percentage of total number of shares [i.e., Grand Total (A)+(B)+(C) indicated in Statement at para (I)(a) above]
	Nil	Nil	Nil
	<b>TOTAL</b>		

(II) (a) Statement showing details of Depository Receipts (DRs)

Sr. No.	Type of outstanding DR (ADRs, GDRs, SDRs, etc.)	Number of outstanding DRs	Number of shares underlying outstanding DRs	Shares underlying outstanding DRs as a percentage of total number of shares [i.e., Grand Total (A)+(B)+(C) indicated in Statement at para (I)(a) above]
	Nil		Nil	Nil
	<b>TOTAL</b>			

(II) (b) Statement showing Holding of Depository Receipts (DRs), where underlying shares are in excess of 1% of the total number of shares

Sr. No.	Name of the DR Holder	Type of outstanding DR (ADRs, SDRs, etc.)	Number of shares underlying outstanding DRs	Shares underlying outstanding DRs as a percentage of total number of shares [i.e., Grand Total (A)+(B)+(C) indicated in Statement at para (I)(a) above]
	Nil		Nil	Nil
	<b>TOTAL</b>			

For Paushtak Limited



Charandeep Singh Saluja  
Deputy Company Secretary

